



# Foothill Gold Line from Glendora to Montclair

## Montclair Station

Fall 2016

### Overview

The Foothill Gold Line light rail line is being planned, designed and built by the Foothill Gold Line Construction Authority (Construction Authority), an independent transportation planning, design and construction agency created in 1998 by the California State Legislature.

The Construction Authority completed the 13.9-mile Los Angeles to Pasadena segment in 2003, on time and under budget; and immediately began work on the 24-mile, two-segment Foothill Gold Line. The Construction Authority broke ground in 2010 on the Pasadena to Azusa segment and completed the project on time and on budget. The Pasadena to Azusa segment was fully funded through the Los Angeles County Measure R half-cent sales tax, and began passenger service on March 5, 2016.

The Construction Authority is now preparing the Foothill Gold Line from Glendora to Montclair for groundbreaking. The Glendora to Montclair segment is a six station, 12.3-mile extension of the light rail line that will include stations in Glendora, San Dimas, La Verne, Pomona, Claremont and Montclair. As currently planned, the majority of the \$1.2 billion needed to build the segment will come from the Los Angeles County Traffic Improvement Plan, a half-cent sales tax measure (Measure M) on the November 2016 ballot by Los Angeles County Metro. Once funding is secured, the project will be ready to break ground. Construction will take about six years. Once completed, the line will be turned over to Los Angeles County Metro to operate.

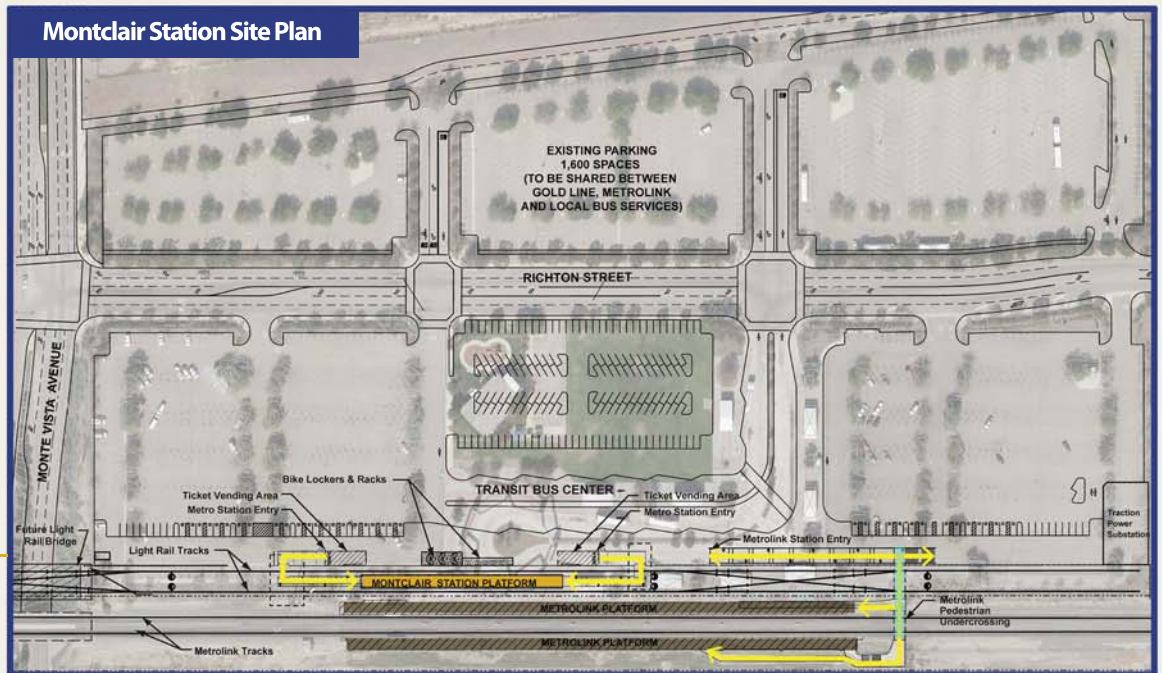


### Montclair Station

The future Montclair station is part of the Foothill Gold Line from Glendora to Montclair, currently in the advanced engineering phase. The station will be located at the Montclair TransCenter, just east of Monte Vista Avenue and north of Arrow Highway.

The Montclair Station will be a center platform design, with tracks on either side; and will be located to the north of the existing Metrolink platforms. The Gold Line does not share tracks with Metrolink or freight. Entrance to the Gold Line station will be available from the east and west; and a connection will be built between the Gold Line and Metrolink platforms via the existing pedestrian tunnel. The current 1,600-space parking lot will be shared with Metrolink and the Gold Line, and new accommodations for bus, bike and pedestrian amenities will be added.

The project is being readied for a design-build procurement. Engineers are currently reviewing all elements of the project to refine the information needed to finalize design and build the light rail extension.





Glendora

San Dimas

La Verne

Pomona

Claremont

Montclair

## Montclair Station Artist Team - Ruth Ann Anderson

Ruth Ann is an accomplished artist based in Southern California. Some of her works include a life-size sculpture for the Lincoln Heights/Cypress Park Gold Line station; and "In Living Memory," a public eco-art project using the memories of senior citizens to recall the environment of Los Angeles 50-70 years ago recorded on posters for Los Angeles bus shelters.

Ruth Ann graduated from California State University Long Beach with a Masters of Fine Arts. She is the past recipient of numerous grants and awards including a Metro Transportation Authority Award, City of Los Angeles Cultural Affairs Grant, and LACE (an Interdisciplinary Grant through the Nation Endowment of the Arts). She currently teaches art classes at California State University, Northridge.



Montclair Station Artist  
Ruth Ann Anderson

Based on her preliminary design concept, Ruth Ann Anderson was selected by the city of Montclair in 2005 to be their station artist. As the Foothill Gold Line from Glendora to Montclair continues to move from planning to reality, Ruth Ann has been reengaged and is working with the city-appointed Station Design and Art Review Committee to advance her design concept further.

## Montclair Station Art Concept

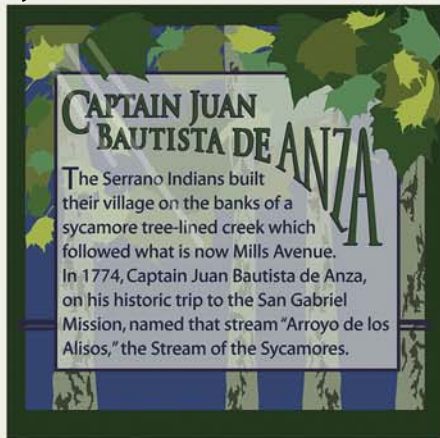
During a period of research and outreach to develop her artwork for the site, Ruth Ann noted the colorful illustrations of citrus packing labels and appropriated this graphic style to tell stories of historical and present day Montclair.

As part of her advanced concept design, the art glass for the ticket vending machine pavilion incorporates imagery of the beautiful panoramic view of the San Bernardino Mountains looking north from the station platform.

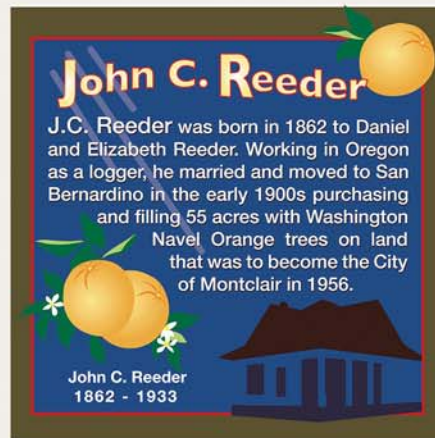
On the platform, Ruth Ann envisions two glass and metal framed landmark towers. Each tower side is an illustrative journey about the city. Ruth Ann states, "I see this station conceptually as the beginning or ending of a journey for the transit rider. A bronze figure of a child looking west will sit on top of one of the glass towers. The figure is a reminder both of the anticipation of arrival and the optimism of embarking upon a new journey."

Lastly, her design includes the use of standard paving on the platform to include a directional indicator, further emphasizing the location of the station to its natural surroundings.

### Sycamore Label



### John C. Reeder Label



### Bronze Sculpture



### East Tower

